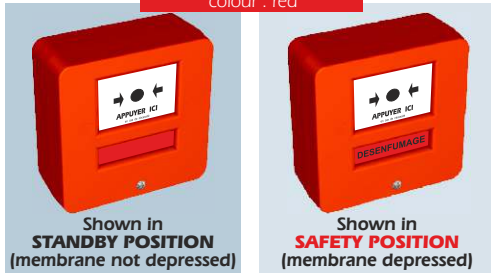


DMD201 - DMD203

Description - General information

DMD201 SMOKE EXHAUST ALARM colour : red




How it works :
To trigger press firmly in the centre of the deformable membrane, the red window of the **STANDBY POSITION** goes automatically into the **SMOKE EXHAUST SAFETY POSITION**. Resetting to **STANDBY POSITION** is carried out by using the (U shaped) key which slots into the 2 holes found on the lower section of the **DMD201**.

NOTE : the **DMD201** is designed essentially for use with a **FSCC**.



DMD201

DMI201 FIRE ALARM colour : red



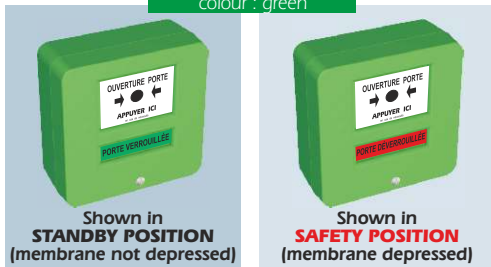
How it works :
To trigger, press firmly in the centre of the deformable membrane, the red window of the **STANDBY POSITION** goes automatically to **ALARM SAFETY POSITION**. Resetting to **STANDBY POSITION** is carried out by using the (U shaped) key which slots into the 2 holes found on the lower section of the **DMI201**.

NOTE : the **DMI201** is designed essentially for use with a **CMSI**.



DMI201

DMI203 DOOR release trigger colour : green



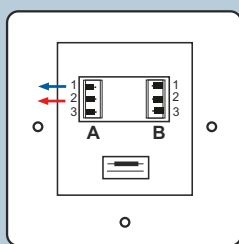
How it works :
To trigger, press firmly in the centre of the deformable membrane, the indicator **DOOR LOCKED** (black on a green background) of the **STANDBY POSITION** changes automatically to **DOOR UNLOCKED** (black on a red background) of the **SAFETY POSITION**. Resetting to **STANDBY POSITION** is carried out by using the (U shaped) key which slots into the 2 holes found on the lower section of the **DMI203**.

NOTE : the **DMI203** is designed essentially for use with one or two servo systems in **BREAK mode**.



DMD203

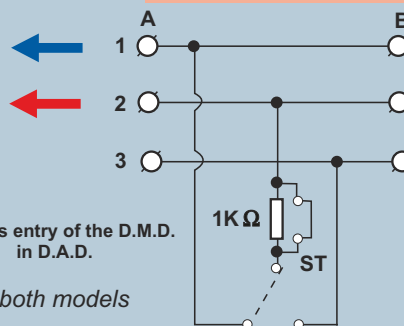
INTERIOR VIEW OF THE D.M.



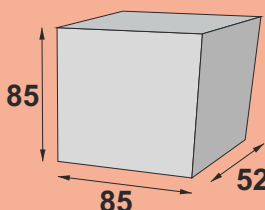
Towards entry of the D.M.D.
in D.A.D.

The electrical connection is the same for both models

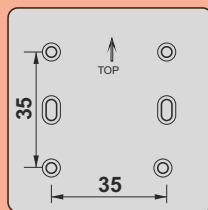
ELECTRICAL DIAGRAM



Dimensions



Between fixings



Technical Characteristics

Contact : Potential free, NO / NC.
Breaking capacity : 3 A - 250V.
Colour : Red or green.
Protection index : IP 44.
Mass : 170 g.
Dimensions (W x H x D) : 85 x 85 x 52 mm.
. : Delivered with 2 resetting keys.
Precautions : Stock and install away from bad weather conditions.

